



BARKS



**NO MATTER HOW HARD
THINGS MAY SEEM. THERE'S
ALWAYS SOMETHING GOOD
COMING AROUND THE
CORNER.**

IT'S TIME!



**DON'T DELAY, RENEW
YOUR MEMBERSHIP
TODAY!**

IT'S RENEWAL TIME AGAIN!!

Please fill out the membership renewal form below and send it with your check to:

Karen Schlipf
26W115 Blackhawk Drive
Wheaton, IL 60189

Renewal forms MUST be received by December 31, 2020
\$20.00 Single; \$25.00 Family

NOTE: Donations to offset the cost for the Obedience and Agility Trials would be most appreciated.

Please make check out to GABOC.

Membership Dues:	\$ _____
Donation to help offset the Agility Trial cost	\$ _____
Donation to help offset the Obedience Trial cost	\$ _____
TOTAL Enclosed	\$ _____

GABOC MEMBERSHIP RENEWAL FORM

PLEASE PRINT LEGIBLY!!

NAME: _____

ADDRESS: _____ **CITY/STATE/ZIP** _____

PHONE: _____ **EMAIL:** _____

DOG(S) NAME(S): _____

BREED(S): _____

Print Names of dogs? _____ **Yes** _____ **No** **Print Breeds of dogs?** _____ **Yes** _____ **No**

_____ **Instructor** _____ **Board Member** _____ **Trial Committee** _____ **DOT** _____ **Registrar** _____ **Other**

Comments, questions, suggestions? _____

NOTE: I agree to grant to this club permission to photograph and/or video, pictures of my participation. I further agree that any of the recordings may be used in club publications, or on social media to promote GABOC, and further that such use shall be without payment of fees, royalties, special credit or other compensation.

GLENBARD HONORS THEIR AWARD WINNERS

Please send your photos and listing of awards won to:

Lee Melka
372 Woodlane Court
Wood Dale, IL. 60191

This **Special Awards Recognition** is for all members who have earned any titles on their dog in the year 2020.

Please write the information on a separate slip of paper or send the information and picture electronically to r.melka@att.net. In the case of electronic information, it will require an acknowledgment by Lee to confirm receipt of information. Deadline to Lee is January 29, 2021.

The photo can be of you and your dog or of your dog alone. It may be a portrait or an action shot. This recognition celebrates your accomplishments over the last year.

Please participate by sending your photos to Lee by the deadline.



Glenbard All Breed Obedience Club, Inc.

AKC Rally Tip Sheet #7 (published January 2021)

AKC Rally Master Signs (PART 3) **(#301 through #305, and #315 through #318)**

This Tip Sheet #7 will complete the discussion of the AKC Rally Master Signs.

Tip Sheet #5 (Master Signs Part 1) covered Signs #309 through #313, and #319 through #322 (but the discussion of #322 there was replaced by the discussion of #322 in Tip Sheet #6). This Tip Sheet also discussed when you are eligible to enter the Master class, and how you may complete the Rally Master title, the Rally Advanced Excellent (RAE) title, and the Rally Champion (RACH) title.

Tip Sheet #6 (Master Signs Part 2) covered Signs #306 through #308, #314, and #322.

This Tip Sheet #7 (Master Signs Part 3) will cover these Signs:

- #301 through #303 (HALT – Recall Over Jump – Finish – [Right/Left/About] Turn – Forward)
- #304 and #305 (Call Front – Move 2 Side Steps [Right/Left] – Finish Forward)
- #315 and #316 (Double Left About Turn – [Right/Left] Turn
- #317 and #318 (HALT – Leave – Recall – Finish [Right/Left] – Sit)

Recall Over Jump (Signs #301, #302, #303): The Master class course will include one of these three signs, requiring you and your dog to stop (and your dog to sit) in front of the jump. The jump may be a high jump, a bar jump or a broad jump. This jump will be used only once in that course, and no other jump will be present on that course.

The sign will be placed to the right of your path, at least 8 feet in front of the jump. The AKC clarifications in January 2020 say that you are not required to halt right at that sign, and that you may halt prior to or after the sign. Be sure to stop at a place that provides enough space for your dog to take off and clear the jump easily, especially for large dogs.

You then leave your dog where he is sitting, and walk to the other side of the jump. You stand in front of the jump and turn to face your dog. The AKC clarifications say that you are not required to walk to a specific location on the other side of the jump to call the dog. Most people stop directly across from the dog, to make the recall easier. Again, be sure to stop at a place that provides enough landing space for your dog to land and come to you to sit in front, without running into you.

Your dog must remain sitting until you call him over the jump. You call him, and he must clear the jump on the first attempt, in the proper direction without stopping. Your dog then comes and sit in front of



you. You are not allowed to re-do the jump exercise if your dog runs around the jump, knocks the bar off the bar jump, or walks on or through the boards of the broad jump.

After your dog sits in front of you, without moving your feet, you command/signal him to finish, either to the right or to the left. Your dog should NOT sit after he finishes. Instead, as your dog clears your path while he is finishing, you immediately move in the designated direction from the sign, BEFORE your dog returns to heel position.

There will be a sign on the backside of the jump (or some other nearby place) that will show the direction you are to take as the last part of this exercise. Directional Signs #301-A, #302-A and #303-A will show arrows to indicate which turn you are to take. You will be facing this sign before you call your dog.

Signs #301/301-A require that you make a right turn, Signs #302/302-A require a left turn, and Signs #303/303-A require an about turn. The AKC clarifications say that the path you take to get to “the newly established line” will vary. In other words, you may make the required turn by turning in place, or you may take one or more steps forward before you make the required turn. In either approach, be sure to start moving BEFORE your dog returns to heel position. You must turn in the correct direction (right, left or about) to avoid the loss of 10 points on this exercise.

Call Front – 2 Side Steps [Right/Left] – Finish Forward (Signs #304 and #305): While heeling, you and your dog approach this sign that will be placed directly in your path. You then stop and call your dog to front, and you may take several steps backward before your dog sits in front. Your dog must come and sit in front.

You then take two consecutive steps sideways to the right or the left, as designated in the sign, and the dog must MOVE WITH YOU with his head and body. The sign does not require your dog to side-step himself as he moves with you, but you may, if you wish, teach him to side-step as he moves with you. (It looks very nice!) If your dog does not side-step, it is best to focus on keeping your dog’s head in the same place in relation to your body that it was when he first sat in front of you, even if your dog’s body follows you at an angle to you. It is also best to make the two side steps quickly, so that your dog does not sit after the first side step. DO NOT STOP between the two side steps. Both steps should be normal-sized steps, not too big and not too small.

After your SECOND side step, you stop moving and your dog must sit in front of you. At this point, your dog’s body should be straight in front of you, or you might lose one or more points for a poor sit. Without moving your feet, you command/signal him to finish, either to the right or to the left. Your dog should NOT sit after he finishes. Instead, as your dog clears your path while he is finishing, you immediately heel forward BEFORE your dog returns to heel position.



For these two signs, remember that your dog will sit **ONLY TWICE** during this exercise, once when you first call him to front, and once after your second side step. There is no sit after the first side step, and there is no sit after the finish.

Double Left About Turn – [Right/Left] Turn (Signs #315 and #316): While heeling, you perform the left about turn, where you make an about turn to the left, and at the same time your dog moves around you to the right and back into heel position. You take two or three steps forward in the new direction, and then you and your dog complete the left about turn a second time. You and your dog then turn in the direction required by the sign (right or left), and heel forward.

HALT – Leave – Recall – Finish [Right/Left] – Sit (Signs #317 and #318): While heeling, you halt and your dog sits. Your dog must stay while you leave and walk about 15 feet to the “Call” sign. You turn to face your dog, and you call your dog. Your dog must go directly to you and sit in front. Without moving your feet, you command/signal your dog to finish. Your dog must finish in the direction required by the sign (right or left) and SIT in heel position.

Part of the challenge in this exercise is the increased distance between you and your dog when you call him, as compared to other exercises where you call your dog to come to you from a shorter distance. Another challenge is that you need to remember if you should tell your dog to finish to the right or to the left. The good news is that the AKC clarifications say that a duplicate sign will be paired with the sign holder on the backside of the original sign. You will see this duplicate sign when you turn and face your dog, and that duplicate sign will remind you of the correct direction for your dog to finish.

Congratulations, you now know all of the AKC Rally signs! (At least until the next round of changes by the AKC.) Good luck in your Rally runs!

GLOBAL RULES TO MEMORIZE FOR ALL CLASSES:

- Whenever you “walk around your dog” or “return to your dog” at a sign, **YOU MUST PAUSE** before continuing with the course, even if the word “pause” is not included on the sign.
- Also remember the “pause” in the Halt – Leave 2 Steps – Call to Heel – Forward (Sign #118) exercise, where **YOU PAUSE after** you have taken two steps in front of him and **before** heeling forward and calling your dog to heel.
- Also remember the “pause” in the Stand – Leave 2 Steps – Call to Heel (Sign #322) exercise, where **YOU PAUSE after** you have taken two steps in front of him and **before** heeling forward and calling your dog to heel.
- Also remember the “pause” **after** you have returned to your dog in the three Master signs (Signs #306, #307 and #308) for the “Send Away” exercise.
- You and your dog **MUST PIVOT TOGETHER** for all signs with the word “pivot!”
- You and your dog **MUST MOVE TOGETHER** when doing turns and side steps!



- Your dog's leash should ALWAYS be loose, or you might lose points for a tight lead.
- BE COURTEOUS TO ALL. This is a sport we do with our dogs for fun!

GABOC offers rally run-throughs and/or obedience classes on most Mondays, all as listed on the GABOC website (www.gaboc.org). Please check the website for the latest information about run-throughs, classes, dates and times. You are also welcome to join GABOC's obedience classes as part of your developing and improving your rally skills. These activities are held at the DuPage County Fairgrounds in Wheaton, Illinois.

Remember When...



CIMMERIAN LADY II CD, black Labrador retriever owned by Jackson Moulder, 1529 Coolidge, Berkeley, demonstrates the broad jump while others wait their turn at a training session for members of the Glenbard All Breed Obedience club at York Center fire house. From left are Frank Smith, Westdale Gardens, with Weimaraners, Spook and Missy; Richard Leadingham, Northlake; Robert Boland, Glen Ellyn, with German shepherds, Denny and Prince; and Ferne Leadingham, Northlake, with Boston terriers, Tinker and Tammy.

(Press Publications Photo)

New Year's Pet Safety Tips

1. Keep candles and decorations out of reach
2. Know what foods are harmful to your dog
3. Make sure your dog can't get into the trash can or reach food on the table or counter.
4. Put your dog in their crate or another room if they are easily distressed by guests and noise
5. Consider assigning someone to supervise your dog during parties and gatherings
6. Keep alcohol out of the reach of dogs
7. Keep your dog at home, possibly with an anxiety wrap in case of fireworks in your neighborhood



Happy New Year from GoodDogInABox.com

BACK IN 1921

NEWS STORIES

- U.S. Congress, in a joint resolution, declares WWI ended
- Tomb of the Unknowns is dedicated in Arlington National Cemetery
- The Emergency Quota Act is passed into law
- The Tulsa Race Riot takes place over May 31st and June 1st
- Coco Chanel introduces "Chanel No. 5"
- Vitamin D and E are discovered
- The Irish War of Independence ends during July
- The Communist Party of China is formed with Mao Tse-tung (Zedong) as a founding member



THE PRESIDENT
Warren Harding



WORLD POPULATION
~2.1 BILLION

AVERAGE INCOME PER YEAR

\$1,330



What money can buy...

New house
\$3,080.00
Monthly rent
\$40.00
Cadillac Touring Car
\$3,940.00
Bread 1 lb. \$0.11
Coffee 1 lb. \$0.49
Dozen eggs \$0.43

Movies!

LITTLE LORD FAUNTLEROY

THE KID

ORPHANS OF THE STORM

THE THREE MUSKETEERS

THE SHEIK



Irving Berlin - "All by Myself"

Noble Sissle & Eubie Blake -

"I'm Just Wild About Harry"

Eddie Cantor - "Margie"

Ted Lewis

Al Jolson

Paul Whiteman

Marion Harris

Original Dixieland

Jazz Band

WHAT ARE YOU

Men

Wearing?
Women

Double breasted coats.
Tailored suits
Carlsbad and Havelock hats

Felt helmets
Furs
Silk dresses
Stockings
Kimono's

Slang!

all wet - wrong
bearcat - a fiery woman
finger - identify
bee's knee's - great
edge - a buzz
mazuma - money

★ ★ ★ ★ ★
Born this year

Carol Channing
Sugar Ray Robinson
Prince Philip
Nancy Reagan
John Glenn
Charles Bronson

★ ★ ★ ★ ★

SPORTS

NFL CHAMPIONSHIP
CHICAGO STALEYS



WORLD SERIES
NEW YORK GIANTS - NEW YORK
YANKEES (5-3)



WORLD HEAVYWEIGHT CHAMPIONSHIP
JACK DEMPSEY



STANLEY CUP
OTTAWA SENATORS - VANCOUVER
MILLIONAIRES (3-2)





5 New Year **PET SAFETY TIPS!**



1



WEAR 'EM OUT:
Exercise vigorously
before the show so
pets can sleep
through fireworks

2

ASK ABOUT MEDS:
Some pets need
medication to be
comfortable.
Ask your vet



5



MICROCHIPS:
Microchip or tag
your pet. They can
get loose when
spooked

3



NO PARTY PETS:
Don't leave alcohol
where pets could be
tempted to imbibe

4





PEACE & QUIET:
Loud noises are extra
scary for pets.
Put them in the
quietest room




10 TIPS FOR KEEPING YOUR CHRISTMAS TREE SAFE


FROM PETS & KIDS


- 
1. Avoid using fragile decorations and food items to reduce temptations.


- 
2. Needles from real trees can be dangerous. Consider a fake tree instead.

3. Use gates, exercise pens, or even larger presents to wall off your tree.

- 
4. Use a pet deterrent spray or try dabbing hot sauce near the base of your tree.

- 
5. Tape down cords to prevent electrocution risks.

- 
10. Anchor your tree to the walls or ceiling for extra support.

- 
9. Use twist ties or string to firmly secure your decorations to your tree.

8. Set a trap with bells to alert you when the tree is approached.

7. Weigh down your base to prevent your tree from tipping.

6. Make a Tinfoil tree skirt to deter pets.

THE SATURDAY EVENING POST

Published Weekly
Four Times a Week, Franklin

JAN. 1, 1921

5c. THE COPY

1921



2021

HAPPY NEW YEAR



Happy New Year

HAPPY
NEW
YEAR



WHO DOES WHAT...

PRESIDENT
Byron Holtzen

VICE PRESIDENT
Karen Schlipf

SECRETARY
Joan Mazat

TREASURER
Shawn Hacker

DIRECTOR OF TRAINING
Liz Hixon

BOARD OF DIRECTORS
Open 21
Ed Gegenheimer 22
Open 22
Bob Melka 21
Chuck Holtzen 23

INSTRUCTORS

Nancy Gegenheimer
Paul Gigous
Cathy Haake
Bette McMillan
Sue Hiller
Liz Hixon
Chuck Holtzen
John Jackman
Joan Mazat
Mary Terese Marosits
Bob Melka
Gail Meyers
Cheri Nicholas
Karen Schlipf
Laura Setar
Sandi Stephenson
Joanie Wisniewski
Susan Wooden

TRIAL CHAIRPERSON
Donna Eichman

AGILITY TRIAL
CHAIRPERSON
Bette McMillan

MATCH CHAIRPERSONS
Joan Mazat
Cheri Nicholas

RAFFLE CHAIRPERSON
Open Position

MATCH SECRETARY
Barb Clish
Mary Keefe

TRIAL HOSPITALITY
Open Position

CHIEF TRIAL STEWARDS
Joyce Clarke
Bette McMillan

TRIAL RING SET UP
Dean Nicholas

BARKS HEALTH CARE
Open Position

CLASS REGISTRAR
Chuck Holtzen

TABLE WORKERS
Pat Berger
Kathy Bianchetti
Barb Clish
Donna Eichman
Dan Harrington
Mary Keefe

RING SET UP
Dean Nicholas

TRACKING COORDINATOR
Open Position

THERAPY DOG COORDINATOR
Kathy Bianchetti

PUBLICITY CHAIRPERSONS
Open Position

WEB MASTER
Laura Setar

BARKS EDITOR
Cheri Nicholas

CLASS SCHEDULE

Puppy Classes Start Feb 2

5:30, 6:30, 7:30
PUPPY CLASS

Beginner Classes Start Oct 19

5:45, 6:45, 7:45
BEGINNER CLASS

EARLY TRAINING
3:00 - 5:00 PM

INDEPENDENT
suspended

RALLY RUN THRUS
Starts at 8:00 PM

CONFORMATION
suspended

UTILITY RING TRAINING
Starts at 9:00 PM

Utility is now a teaching class.
Run thrus by request

Handlers may return to the ring on
their own after everyone else is
finished to work on problem areas as
long as the building is open with other
classes



GABOC 2019 NEW TITLE HOLDERS



Honeyblossom's Secret Guardian UD, TDI, HIC, RE
"Nico"
Handled / Trained / Owned by: Debra Janik



RACH Riverside Rhyme and Reason CD, BN, RE,
RM, RM2, RM3, RAE, RAE2, RAE3
"Kian"
Handled / Trained / Owned by: Cathy Haake



GCHS CH Herr Sergeant of Glenwood IV
UD, BN, RAE, CGCA, TDI, HIC, ATD, ETD,
Achiever Dog, OFA H/E, TKP
"Sarge"
Owned & Trained by: Marytherese Marosits

Photo Credit: Booth Photography



RACH Player's Girl Just Wants to Have Fun CD BN
RM2, RAE2, NAP, OAP, AXP, NJP, OJP, AJP,
BCAT, TT, THD, OSD, CGCA, CGCU, TKP, TDI,
CS, CI MRC HALL OF FAME
2019 ARC Top Dog Rally Adv., Exc., & Master
"Gabby"

Loves and Loved By: Carol Schmidt and Al Rodriguez

Photo Credit: JAG Photography



PACH3 PACH4 Goldbullion N Goldberrys The Natural UD, **PAX4, PAX5, MXPS2, MXPG2, MXP13, MXP14, MXP15, MXP16, MXP17, MJPS2, MJPG2**, MJPC, MJPB2, **MJP13, MJP14, MJP15, MJP16, MJP17**

“Redford”

Handled / Trained / Owned by: Peggy Covey

Co-Owned by: Karin Boullion

Photo Credit: Toto



Believe's Winning Ways **CD, NA, NAJ, OAJ, NE, OF**

“Winston”

Handled / Trained / Owned by: Betty Smith

Photo Credit: Pup Art




CH Goldberry Bullion Don't Stop Believing **UD, MXB, MXS, MJB**

“Journey”

Handled in Performance / Trained / Owned by: Peggy Covey

Co-Owned by: Karin Boullion

Photo Credit: Toto



Magic Shades Wisniewski Niles **CD**

“Niles”

Handled / Trained / Owned by: Joanie Wisniewski



HR Rolling Thunder Mountain View
TKN, CGC
"Piper"
Handled / Trained / Owned by:
Sandra Stein



Lycinan's Mighty Quinn
BN, **CD, MX, AXJ, XF**
"Quinn"
Handled / Trained / Owned
by: Betty Smith



CH Haznows Leaps and Bounds
"Hazel Bounce"
Handled / Trained / Owned by:
Tom and Sandi Stephenson
Photo Credit: Booth



Blackwood Princess of Claddagh,
CDX, CGC, CS, CI, CS-T
"Teagan"
Handled / Trained / Owned by:
Liz Hixon



Goldberry Bullion Believe And
Reach For The Sun **UD, GO,**
GN, BN, CGC.
"Believe"
Trained / Handled / Loved by:
Candy Ellis



MACH2 Starfalls Gamblers Last Play
UD, RE, BN, MXS, MJS, **OE**, CGC,
TKI, TKN
"Ace"
Handled / Trained / Owned by:
Bette McMillan
Photo Credit: GreatDane Photos



AV, AI, NN Smack-Dab's Tails of Derring-Do
NACSW, **NW2, RATI, RATN**
"Derry"
Handled / Trained / Owned by:
Meery Lee Hritsuk



Blue-Dog **UD**, RE, CGCA
"Blue"
Loved, Owned & Handled by
Joan Mazat



Blackwood Prince of Winterfell, UDX, **RN, RA, TD,**
CS, CI, **CS-T**
"Flynn"
Handled / Trained / Owned by: Liz Hixon



"Jenna"
A New Beginning
CD, BN, RI, RN, CGCA, TKN

Jenna a New Beginning **CD**, BN,
RI, CGCA, TKN
"Jenna"

Owned / Trained / Handled / Loved
by: Carole Moen & Bill Rock

Photo Credit: The Winning Image
Photo Edit Credit: Bill Rock



Argo's Spirit Of Life CDX, PCDX,
RM, RAE, OAP, NJP, NFP, CCA
"Teddy"

Handled / Trained by: Bob Melka
Owned by: Bob & Lee Melka &
Sandra Foster

Photo Credit: GreatDane Photos



Esmonds Bel Air Rides Like the Wind
CDX, **RA**
"Windy"

Loved, Owned & Handled by
Joan Mazat



Majestic Phaze **RN**, **TKN**,
S.T.A.R. Puppy
"Mars"

Loved / Owned by: Joan Mazat &
John Henry Hacker
Handled by: Joan Mazat



SE SC AN Smack-Dab's Sunrise
Melody NACSW, NW2, **CD**, **RATI**,
RATN
"Melody"

Handled/Trained in AKC Obedience:
Lori Waters, Handled/Trained/Owned
in Other Venues and Events by:
Merry Lee Hritsuk



GCH CH Glenwood's Sassy Sunshine Girl
RN, **CGC**, Achiever Dog
"Elsa"

Expertly Handled by Julia Foster
Trained / Owned by: Isabel Lopez

Photo Credit: Meyer-Photos






Rebecca of Ganderland Labs
CDX, PCDX, **RAE2**
"Becca"
Owned and Handled by: Jim Clarke



Trinity's Contessa of Old Farm
CD, **RE**, CGC
"Tessa"
Trained, Handled and Owned by:
Jan Row



Ebb Tide's Qaatja Pure and Bright
CDX, **TKA**, TDI, WD, **CGCU**,
CGCA, CGC
"Qaatja"
Handled by: Karen Schlipf
Owned by: Pinny Wendell



Haney's Homespun Darby-I Am Still
Here **RE**, CGC, TKN, Achiever Dog
"Darby"
Handled / Trained / Owned by:
Sheila Gardner



Shadrack's Surfing The Motion Of The Ocean
S.T.A.R. Puppy
"Swell"
Loved and Trained by: Cheri Nicholas



Water's Edge Totally Tubular
TKN, **TDI**, CGC,
"Gnarly"
Loved and Trained by:
Cheri Nicholas

The End